



## Excel Macros

Tami Norris  
Northwest State Community College



---

---

---

---

---

---

---

---

## Participating by Webinar

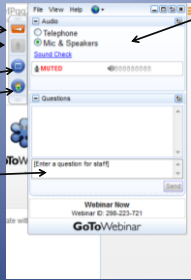
Expand/Collapse control window

Mute/Unmute

Max/restore presentation window

Raise/lower "hand"

Ask a question



Participation method if choose telephone phone# will show

---

---

---

---

---

---

---

---

## Agenda

- What are Macros?
- Macro Recorder
- VBA

---

---

---

---

---

---

---

---

## Macro Enabled Formats

- XLSX vs. XLSM

---

---

---

---

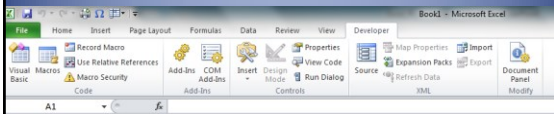
---

---

---

---

## Developer Ribbon



- File
- Options
- Customize Ribbon
- Check Developer

---

---

---

---

---

---

---

---

## Macro Recorder vs. VBE

- Macro Recorder
  - Records your steps
  - Easy, don't need to know VBA
- VBE (Visual Basic Editor)
  - Use VBA to write code
  - Less clutter
  - Do things that can't be done with recorder

---

---

---

---

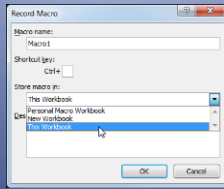
---

---

---

---

## Macro Recorder




---



---



---



---



---

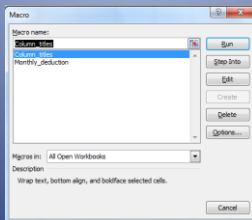


---



---

## Macro Dialog Box




---



---



---



---



---



---



---

## Sample VBA Code

```
Sub myTest()
    Sheets("Sheet1").Select
    Range("C1").Select
    Do Until Selection.Offset(0, -2).Value = ""
        Selection.Value = Selection.Offset(0, -2).Value
    & " " & Selection.Offset(0, -1)
        Selection.Offset(1, 0).Select
    Loop
    Range("A1").Select
End Sub
```

---



---



---



---



---



---



---

